

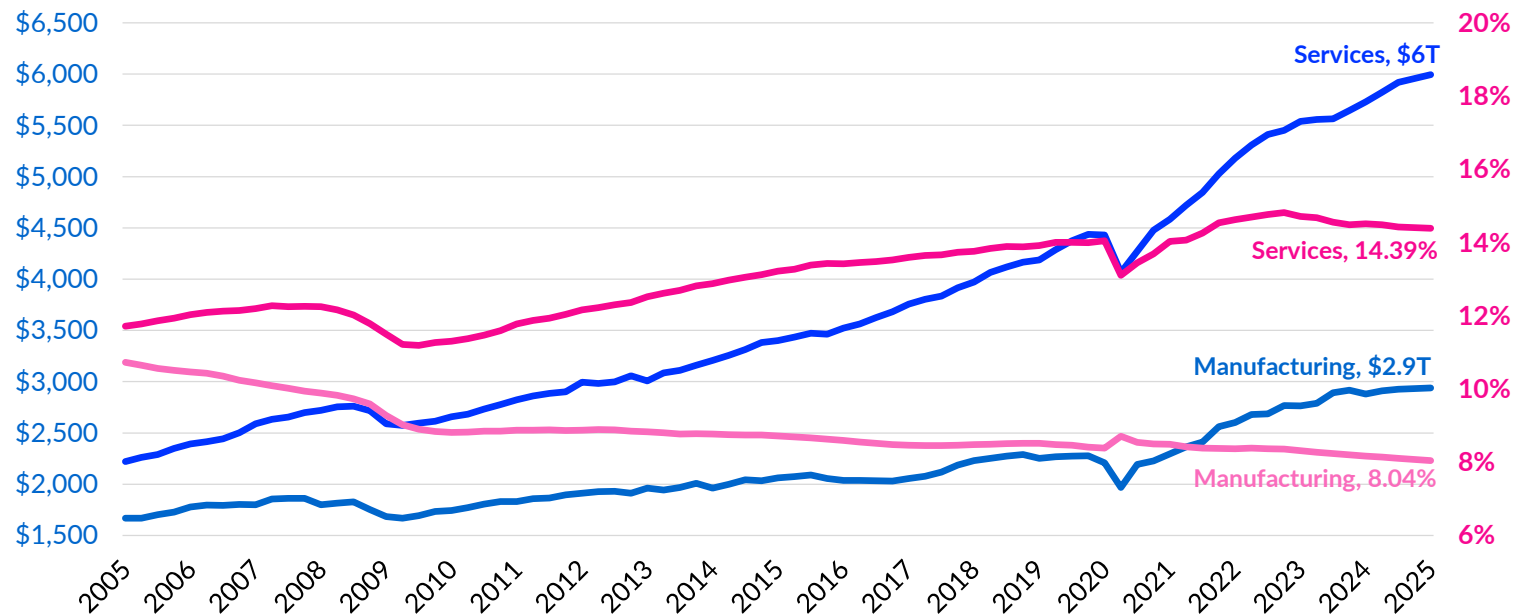


A Conversation with Citadel CEO Ken Griffin

May 7, 2025

USA Manufacturing vs Professional and Business Services

Gross GDP and Employment (%)



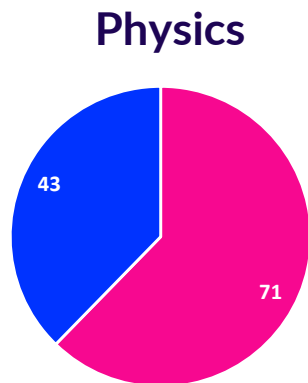
Source: FRED (4/28/2025)



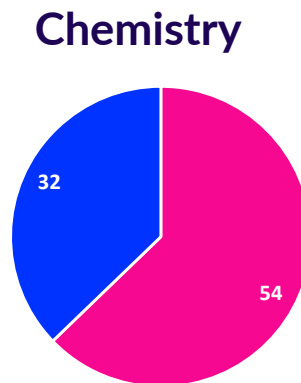
2025 GLOBAL CONFERENCE

Immigrants and Science

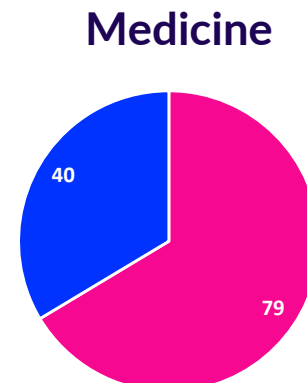
There have been **319** Science-Based Nobel Prizes awarded to Americans from 1901-2023. **115**, or **36%** of those winners were immigrants.



38%



37%



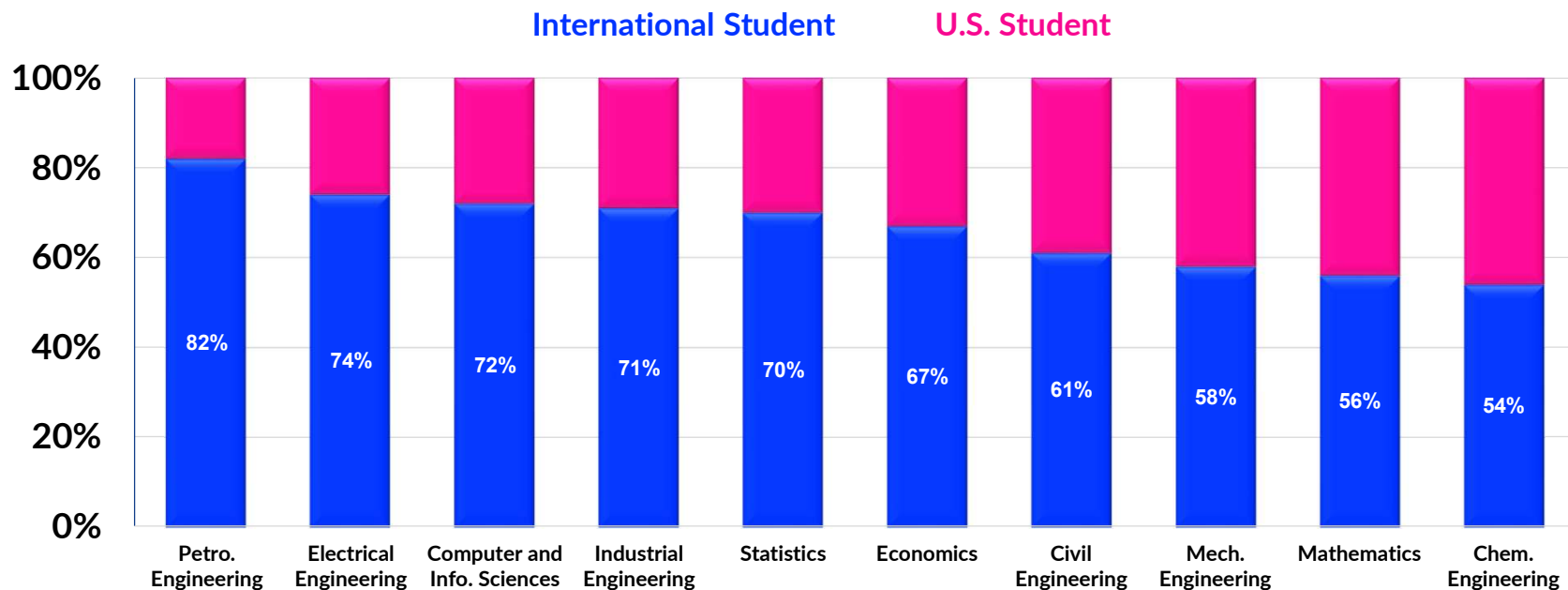
34%

Note: These numbers do not include Nobel Prize Winners who immigrated to America after receiving a Nobel Prize, like Einstein, Fermi, or Bohr.
Source: National Foundation for American Policy – Immigrants and Nobel Prizes (10/4/2023)

2025 GLOBAL
CONFERENCE

U.S. Graduate Students

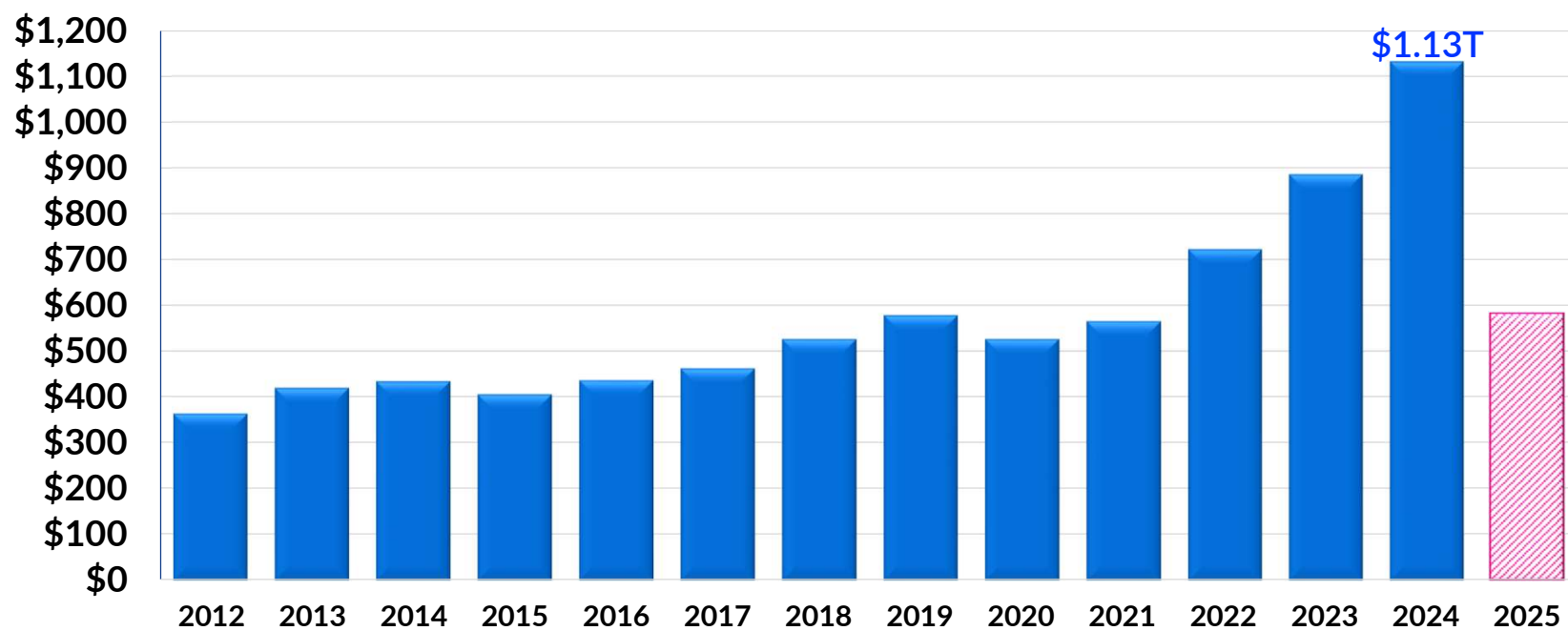
Percentage of US-based Graduate Students by Field



Source: National Science Foundation Survey of Graduate Students and Post-doctorates in Science and Engineering, National Foundation for American Policy – Aug 2021

US Interest Expense on National Debt

Total Interest Expense, \$US Billions



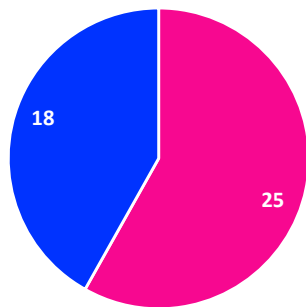
Source: U.S. Department of the Treasury (3/31/2025)



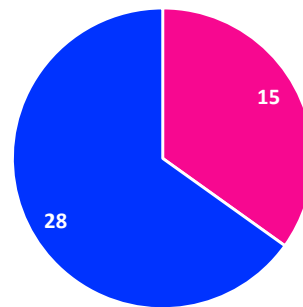
2025 GLOBAL
CONFERENCE

US-based Immigrant Entrepreneurs in AI

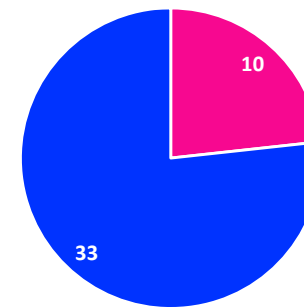
There are currently 43 US-based AI companies valued over \$1 Billion (Unicorns). Of those 43...



42% were founded by an international student who studied in the US first



65% were founded or co-founded by an immigrant



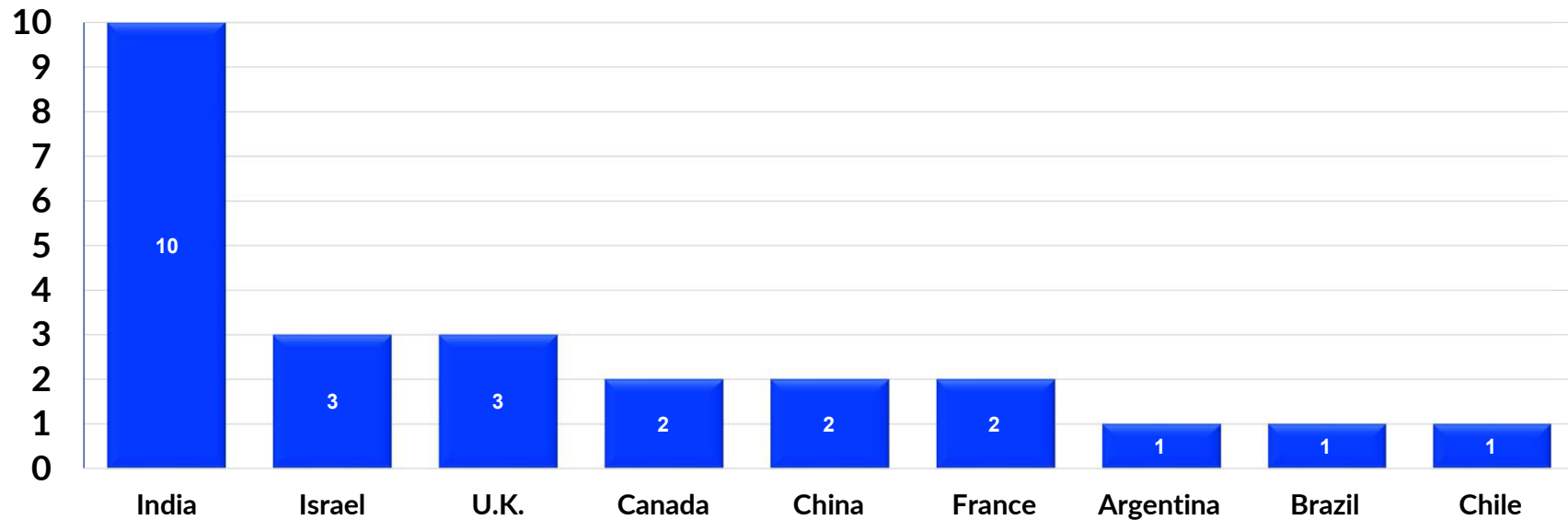
77% were founded by an immigrant, or by the child of an immigrant

Source: National Foundation for American Policy – AI and Immigrants (6/1/2023)

2025 GLOBAL CONFERENCE

U.S. AI Unicorns by Immigrant Founder Origin

US-based AI Unicorns by Immigrant Founder Origin Country



Source: National Foundation for American Policy – Immigrant Entrepreneurs and US Billion Dollar Companies (8/21/2022)

2024 Illinois Report Card

Zero students proficient **in math**
80 schools

Zero students proficient **in reading**
24 schools

On average, these schools graduated **nearly 70%** of their students.



Source: Illinois State Board of Education, Illinois Report Card 2024. Note: The state board measures students' reading and math proficiencies based on the test results of the Illinois Assessment of Readiness (grades 3-8) and the Scholastic Aptitude Test (grade 11)

2025 GLOBAL
CONFERENCE

Freedom of Speech on Campus Depends on Ideology

	Conservative	Liberal
Political ideology of the average faculty member of a department	9%	71%
Likelihood of faculty being “Extremely” or “Very” likely to self-censor in certain campus settings	73%	45%
Likelihood of a new faculty member being a “Very” or “Somewhat Positive” fit within a department:	20%	71%

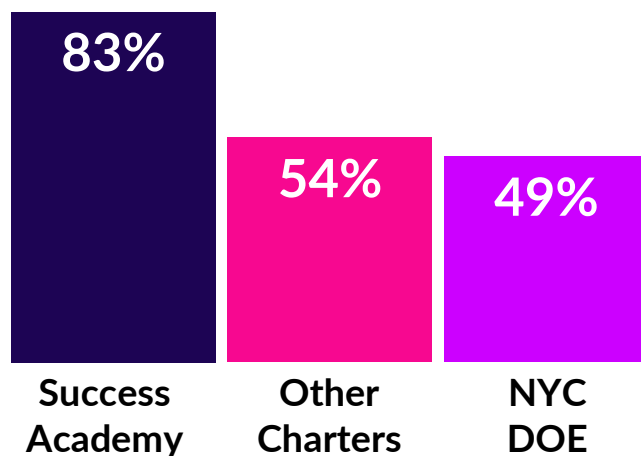


Source: FIRE: “Silence in the Classroom: The 2024 FIRE Faculty Survey Report”

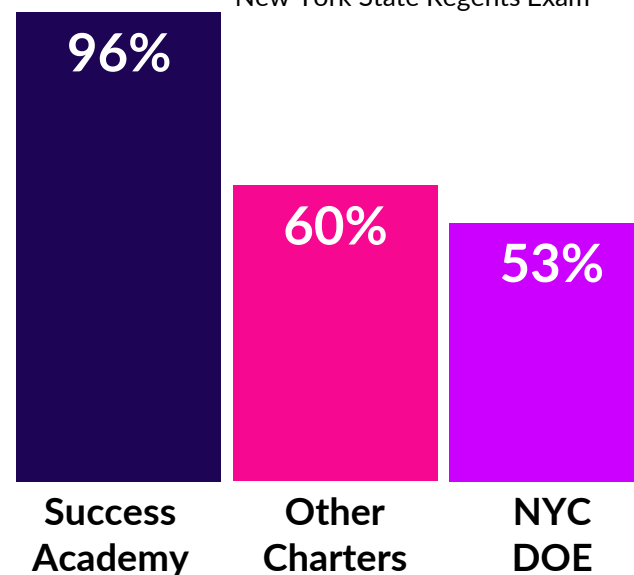
2025 GLOBAL
CONFERENCE

Success Academy's Proven Approach

2024 English/Language Pass Rate
New York State Regents Exam



2024 Math Pass Rate
New York State Regents Exam



2025 GLOBAL
CONFERENCE

Between 1870 and 1950, Americans added almost **ONE YEAR OF EDUCATION EACH DECADE.**

By 1960, the highest average grade level in the U.S. **EXCEEDED EVERY OTHER NATION BY TWO YEARS.**

Since 1960, we have made no progress and several **OTHER NATIONS HAVE SURPASSED THE U.S.**

Source: Claudia Goldin and Lawrence Katz / The Race between Education and Technology

2025 GLOBAL
CONFERENCE